

ODP-2-44150-3KF4B-MN

Optidrive P2 VFD Datasheet

15 kW, 30 A, 380-480 V, 3PH

IP66 Switched Outdoor Variable Frequency Drive with EMC Filter and TFT Display



Input Ratings

Supply Voltage	380-480 V
Input Phases	3
Supply Current Continuous	37.2 A
Supply Fuse or MCB (Type B)	50 A

Output Ratings

Motor Output Rating	15 kW (20 HP)
Output Voltage	0 – Supply Voltage
Output Current	30 A

Cable Information

Max Supply Cable Size	16 mm ² (0.02 sq in)
Max Motor Cable Size	16 mm ² (0.02 sq in)
Max Motor Cable Length	100 m (328 ft)

Factory Build Options

EMC Filter	Internal EMC
Brake Transistor	Internal
Enclosure	IP66 Switched Outdoor
Display	TFT Display
PCB Coating	Standard


Dimensions

Size	4
Height	360 mm (14.17 in)
Width	240 mm (9.45 in)
Depth	271 mm (10.67 in)
Weight	9.5 kg (20.94 lbs)
Fixings	4 x M4

Packaged Dimensions

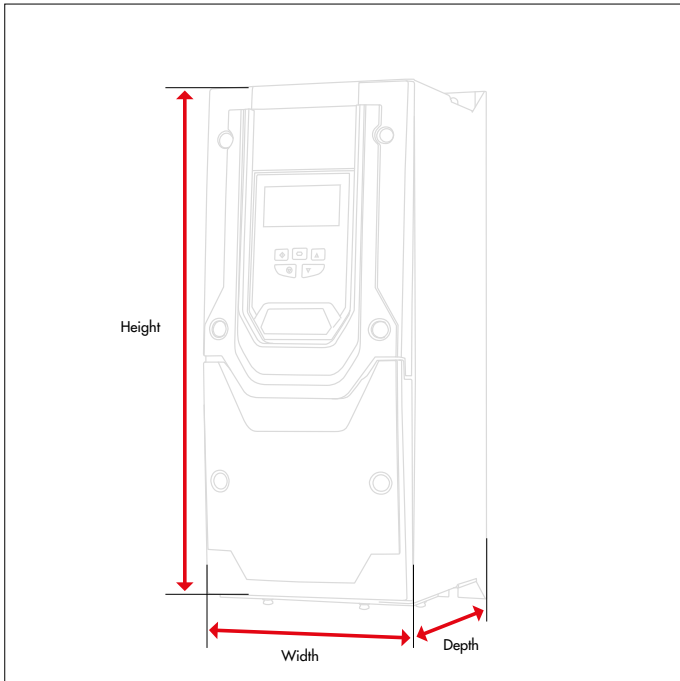
Height	325 mm (12.8 in)
Width	295 mm (11.61 in)
Depth	425 mm (16.73 in)
Weight	11.5 kg (25.35 lbs)



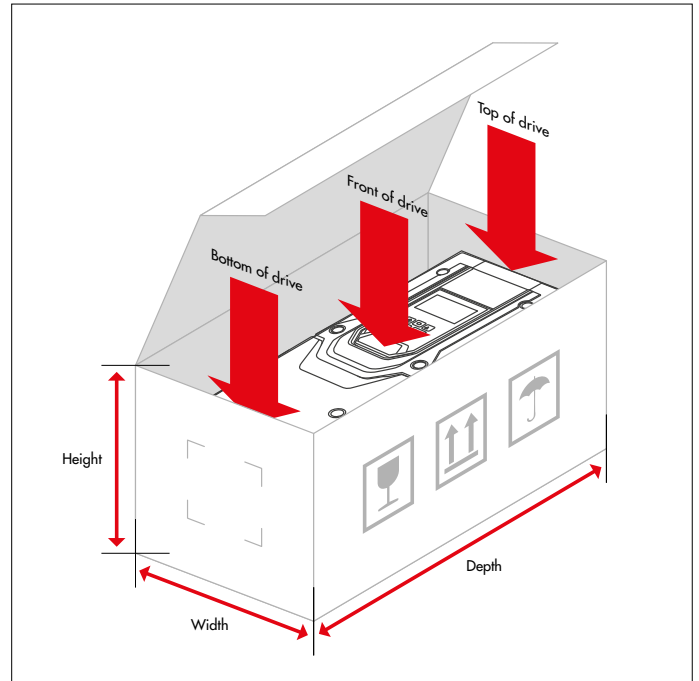
 **Buy this drive or get more information**
Find your local sales partner on invertekdrives.com



How we measure our drives and packaging



Drive Dimensions



Packaging Dimensions



Buy this drive or get more information

Find your local sales partner on
invertekdrives.com

