

ODP-2-24150-3KF42-MN

Optidrive P2 VFD Datasheet

1.5 kW, 4.1 A, 380-480 V, 3PH
IP20 Variable Frequency Drive with EMC
Filter and TFT Display



Input Ratings

Supply Voltage	380-480 V
Input Phases	3
Supply Current Continuous	5.1 A
Supply Fuse or MCB (Type B)	10 A

Output Ratings

Motor Output Rating	1.5 kW (2 HP)
Output Voltage	0 – Supply Voltage
Output Current	4.1 A

Cable Information

Max Supply Cable Size	8 mm ² (0.01 sq in)
Max Motor Cable Size	8 mm ² (0.01 sq in)
Max Motor Cable Length	100 m (328 ft)

Factory Build Options

EMC Filter	Internal EMC
Brake Transistor	Internal
Enclosure	IP20
Display	TFT Display
PCB Coating	Standard


Dimensions

Size	2
Height	221 mm (8.7 in)
Width	110 mm (4.33 in)
Depth	185 mm (7.28 in)
Weight	1.8 kg (3.97 lbs)
Fixings	4 x M4

Packaged Dimensions

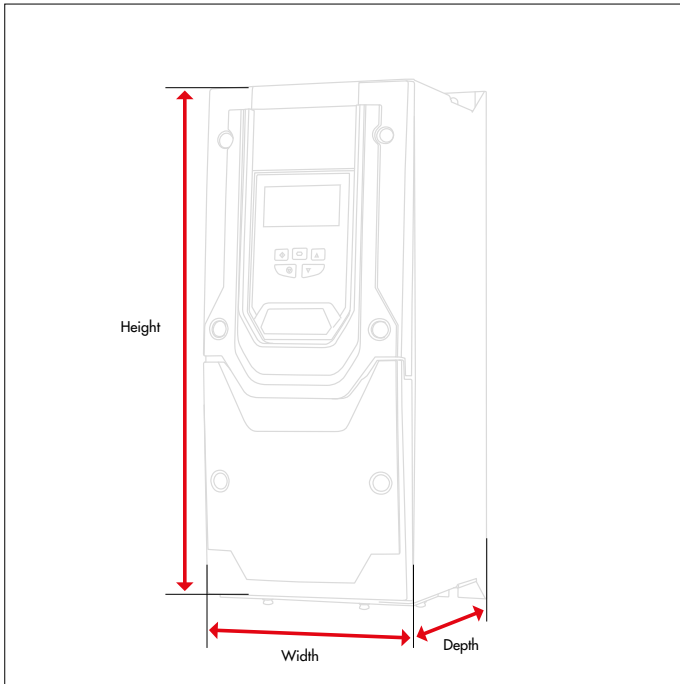
Height	265 mm (10.43 in)
Width	145 mm (5.71 in)
Depth	230 mm (9.06 in)
Weight	1.9 kg (4.19 lbs)



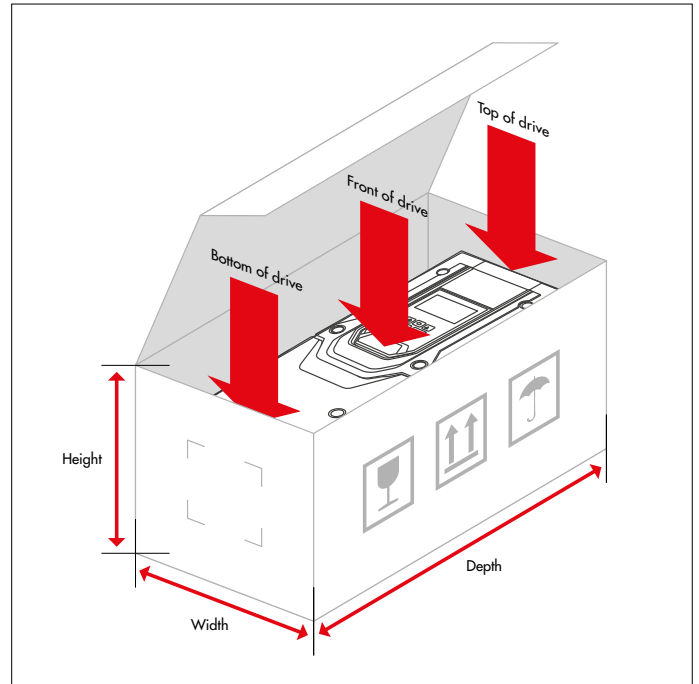
 **Buy this drive or get more information**
Find your local sales partner on
invertekdrives.com



How we measure our drives and packaging



Drive Dimensions



Packaging Dimensions



Buy this drive or get more information

Find your local sales partner on
invertekdrives.com

