

ODE-3-320153-1F4B

Optidrive E3 VFD Datasheet

4 kW (5 HP), 15.3 A, 200-240 V, 1-3PH
IP66 Outdoor Switched Variable Frequency
Drive with EMC Filter



Input Ratings

Supply Voltage	200-240 V
Input Phases	1
Supply Current Continuous	29.2 A
Supply Fuse or MCB (Type B)	40 A

Output Ratings

Motor Output Rating	4 kW (5 HP)
Output Voltage	0 – Supply Voltage
Output Current	15.3 A

Cable Information

Max Supply Cable Size	8 mm ² (0.01 sq in)
Max Motor Cable Size	8 mm ² (0.01 sq in)
Max Motor Cable Length	100 m (328 ft)

Factory Build Options

EMC Filter	Internal EMC Filter
Brake Transistor	Internal Brake Transistor
Enclosure	IP66 Outdoor Switched
Display	LED
PCB Coating	-


Dimensions

Size	3
Height	310 mm (12.2 in)
Width	211 mm (8.31 in)
Depth	235 mm (9.25 in)
Weight	6.6 kg (14.55 lbs)
Fixings	4 x M4

Packaged Dimensions

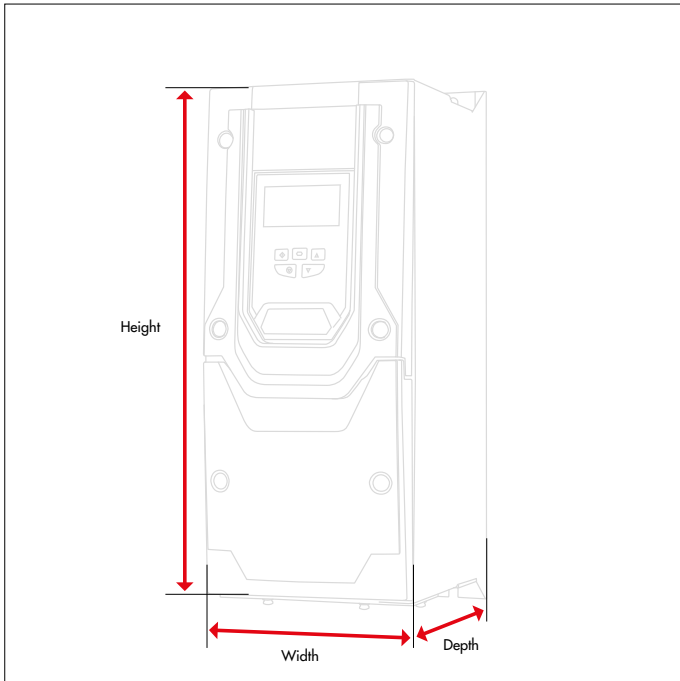
Height	305 mm (12.01 in)
Width	270 mm (10.63 in)
Depth	440 mm (17.32 in)
Weight	7.6 kg (16.76 lbs)



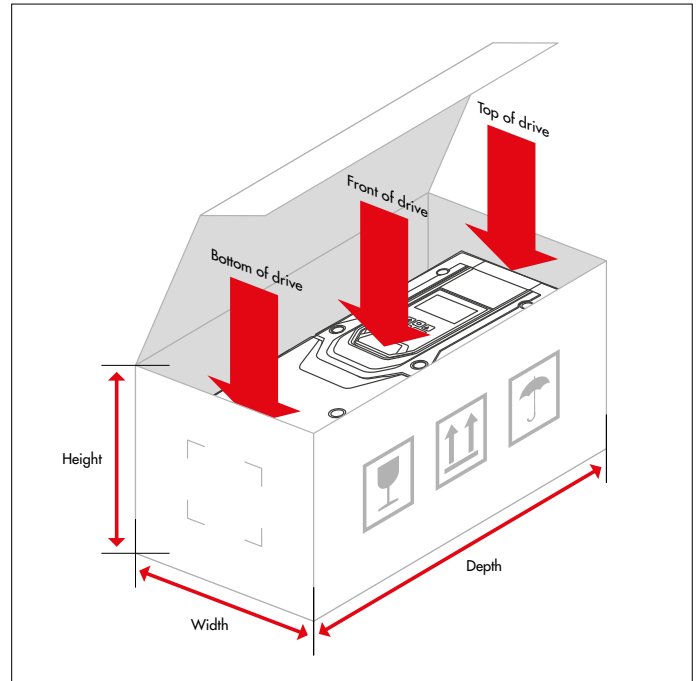
 **Buy this drive or get more information**
Find your local sales partner on
inverterdrives.com



How we measure our drives and packaging



Drive Dimensions



Packaging Dimensions



Buy this drive or get more information

Find your local sales partner on
invertekdrives.com

