

ODE-3-120070-1F12-01

Optidrive E3 Single Phase VFD Datasheet

0.75 kW (1 HP), 7 A, 200-240 V, 1PH
IP20 Variable Frequency Drive with EMC Filter



Input Ratings

Supply Voltage	200-240 V
Input Phases	1
Supply Current Continuous	9.3 A
Supply Fuse or MCB (Type B)	16 A

Output Ratings

Motor Output Rating	0.75 kW (1 HP)
Output Voltage	0 – Supply Voltage
Output Current	7 A

Cable Information

Max Supply Cable Size	8 mm ² (0.01 sq in)
Max Motor Cable Size	8 mm ² (0.01 sq in)
Max Motor Cable Length	100 m (328 ft)

Factory Build Options

EMC Filter	Internal EMC Filter
Brake Transistor	No Internal Brake Transistor
Enclosure	IP20
Display	LED
PCB Coating	-


Dimensions

Size	1
Height	173 mm (6.81 in)
Width	83 mm (3.27 in)
Depth	123 mm (4.84 in)
Weight	1 kg (2.2 lbs)
Fixings	4 x M5

Packaged Dimensions

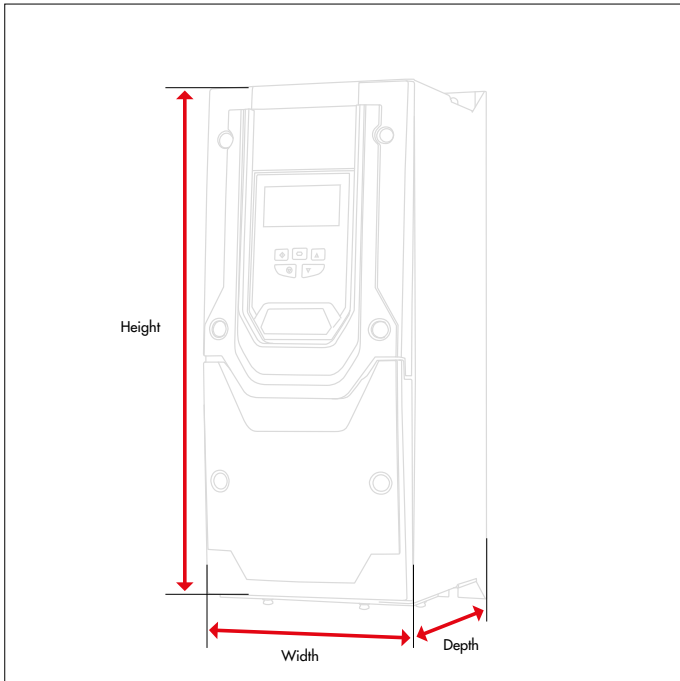
Height	165 mm (6.5 in)
Width	125 mm (4.92 in)
Depth	235 mm (9.25 in)
Weight	1.2 kg (2.65 lbs)



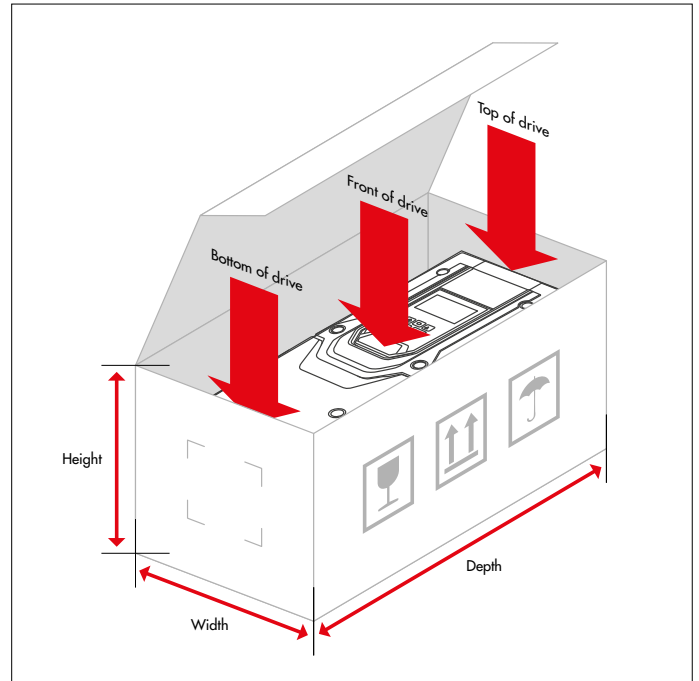
 **Buy this drive or get more information**
Find your local sales partner on inverterkdrives.com



How we measure our drives and packaging



Drive Dimensions



Packaging Dimensions



Buy this drive or get more information

Find your local sales partner on
invertekdrives.com

