

ODE-3-120043-1F1B

Optidrive E3 VFD Datasheet



0.75 kW (1 HP), 4.3 A, 200-240 V, 1-3PH
IP66 Outdoor Switched Variable Frequency
Drive with EMC Filter

Input Ratings

Supply Voltage	200-240 V
Input Phases	1
Supply Current Continuous	7.5 A
Supply Fuse or MCB (Type B)	10 A

Output Ratings

Motor Output Rating	0.75 kW (1 HP)
Output Voltage	0 – Supply Voltage
Output Current	4.3 A

Cable Information

Max Supply Cable Size	8 mm ² (0.01 sq in)
Max Motor Cable Size	8 mm ² (0.01 sq in)
Max Motor Cable Length	100 m (328 ft)

Factory Build Options

EMC Filter	Internal EMC Filter
Brake Transistor	No Internal Brake Transistor
Enclosure	IP66 Outdoor Switched
Display	LED
PCB Coating	-


Dimensions

Size	1
Height	232 mm (9.13 in)
Width	161 mm (6.34 in)
Depth	162 mm (6.38 in)
Weight	2.3 kg (5.07 lbs)
Fixings	4 x M4

Packaged Dimensions

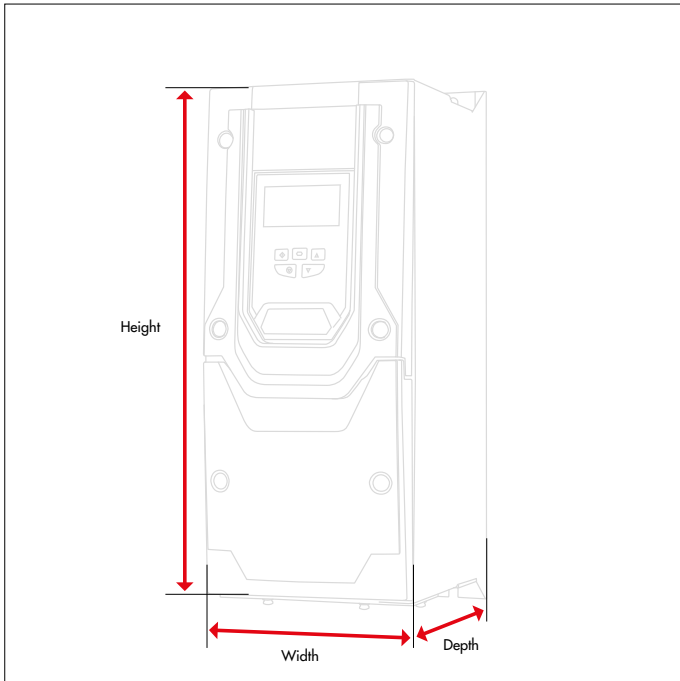
Height	205 mm (8.07 in)
Width	210 mm (8.27 in)
Depth	345 mm (13.58 in)
Weight	2.9 kg (6.39 lbs)



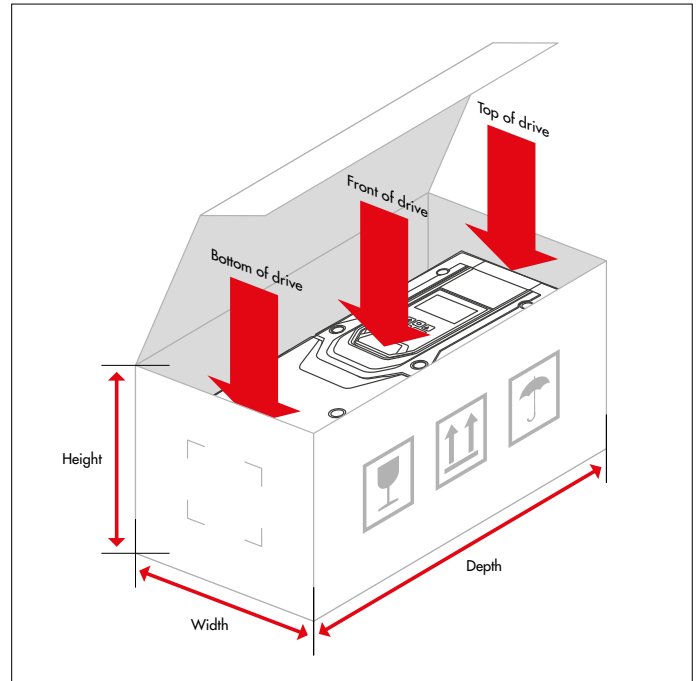
 **Buy this drive or get more information**
Find your local sales partner on
invertekdrives.com



How we measure our drives and packaging



Drive Dimensions



Packaging Dimensions



Buy this drive or get more information

Find your local sales partner on
invertekdrives.com

