



Customer information packet

ECP84404T-4

75HP, 1185RPM, 3PH, 60HZ, 405T, TEFC, FOOT,
ELECTRIC MOTOR WHOLESale.COM

Class - CLI GP A,B,C,D

Division - Division II

Specifications

Enclosure	TEFC
Frame	405T
Frame Material	Iron
Frequency	60.00 Hz
Motor Letter Type	Three Phase
Output @ Frequency	75.000 HP @ 60 HZ
Phase	3
Synchronous Speed @ Frequency	1200 RPM @ 60 HZ
Voltage @ Frequency	460.0 V @ 60 HZ
XP Class and Group	CLI GP A,B,C,D
XP Division	Division II
Agency Approvals	CCSA US NEMA PREMIUM UR
Ambient Temperature	40 °C
Auxillary Box	No Auxillary Box
Base Indicator	Rigid
Bearing Grease Type	Polyrex EM (-20F +300F)
Constant Torque Speed Range	10-60
Current @ Voltage	86.900 A @ 460.0 V
Design Code	B
Drip Cover	No Drip Cover
Duty Rating	CONT
Efficiency @ 100% Load	95.0 %
Enclosure Modification	841
Feedback Device	NO FEEDBACK
Heater Indicator	No Heater
High Voltage Full Load Amps	86.9 a
Insulation Class	F
Inverter Code	Inverter Ready
IP Rating	IP56
KVA Code	G

Part detail

Revision	D
Type	AC
Mech. spec.	
Base	
Status	PRD/A
Elec. spec.	A40WG0769
Layout	617429-818
Eff. date	05-16-2022
CD Diagram	416820-036
Poles	06
Leads	3#2
Proprietary	False
Created date	12-03-2018

Lifting Lugs	Standard Lifting Lugs
Motor Lead Quantity/Wire Size	3 @ 2 AWG
Motor Standards	None
Motor Type	A40064M
Mounting Arrangement	F1
No Load Current	26.6 a
Number of Poles	6
Overall Length	38.20 IN
Power Factor	85
Pulley End Bearing Type	Ball
Pulley Face Code	Standard
Service Factor	1.15
Shaft Diameter	2.875 IN
Shaft Ground Indicator	No Shaft Grounding
Shaft Rotation	Reversible
Shaft Slinger Indicator	No Slinger
Speed	1185 rpm
Speed Code	Single Speed
Starting Method	Direct on line
Thermal Device - Winding	None
XP Temp Code	T3

Nameplate

NP3237

CAT NO	ECP84404T-4	SPEC NO.	A40-7235-0769						
HP	75	AMPS	87	VOLTS	460	DESIGN	B		
FRAME SIZE	405T	RPM	1185	HZ	60	AMB	40	SF	1.15
D.E. BRG.DATA	6316	O.D.E. BRG.DATA	6316	PH	3	DUTY	CONT	INSUL.CLASS	F
D.E. BRG.	80BC03J30X	TYPE P	P	ENCL	TEFC	CODE	G		
O.D.E. BRG.	80BC03J30X	POWER FACTOR	85	NEMA-NOM-EFFICIENCY	94.5				
3/4 LOAD EFF.	94.9	IP	56	MAX CORR KVAR	15	GUARANTEED EFFICIENCY	93.6		
TEMP CODE	T3	TEMP =	200						
CHP HZ	60-90	CT HZ	10-60	VT HZ	0-60				
INVERTER-TEMP-CODE	T3								
SER.NO.		MOTOR WEIGHT	1327						

000613007EX

CAT NO	ECP84404T-4	SPEC NO.	A40-7235-0769	
NO. ROTOR BARS	71	GREASE TYPE	POLYREX EM	
NO. SLOTS	90	NL AMPS AT RATED VOLTAGE	26.6	
5 YEAR WARRANTY		WINDING RES @25 C	0.087	OHMS
MFG. DATE		SER.NO		

Parts list

Part number	Description	Quantity
SA363649	SA A40-7235-0769	1.000 ea
RA352935	RA A40-7235-0769	1.000 ea
NP3237	SS SUPER E INVERTER DUTY IEEE 841	1.000 ea
000613007EX	SS IEEE 841 EMBOSSED AUXILIARY NAMEPLATE	1.000 ea
000692000FF	N/P	1.000 ea
000692000JP	N/P	1.000 ea
000692000VD	LABEL WARNING	1.000 ea
000692000VH	N/P (RELEASE 1000 PCS)	1.000 ea
004824015A	GREASE POLYREX EM	0.884 lb
032018008CK	HHCS 3/8-16X1L PLATED	4.000 ea
032018020EK	HHCS 5/8-11X2-1/2 PLTD.	4.000 ea
032018024CK	HHCS 3/8-16X3 PLTD.	3.000 ea
034000014AB	WSH ID.406 OD.812 TH.065	4.000 ea
034180008DA	KEY 1/4X1/4X1 L (shipping)	1.000 ea
034530052BB	PP NIPP DE GRS F	1.000 ea
034530052AB	P/NIP 1/8X6-1/2 Zinc	1.000 ea
034631002AB	BUSH 1/4 TO 1/8 PLTD.	1.000 ea
035000001G	GREASE RELIEF FITTING, ALEMITE 317400	1.000 ea
078550001H	FAN KB 120/60 360	1.000 ea
083198101A	G400 STD FAN COVER MACHINING	1.000 ea
089412501C	G400 MACH 6316 FT MT BRKT 089412500WCA	1.000 ea
410700000DA	WAVY SPRING WASHER	1.000 ea
415028079G	INPRO SEAL,,625 WIDE,316 BRG	1.000 ea
415072001B	CLAMP	1.000 ea
415096002A	CPLG 1/8 HEX TYPE	1.000 ea
423709011C	WASHER	3.000 ea
032018020EK	HHCS 5/8-11X2-1/2 PLTD.	4.000 ea
032018024CK	HHCS 3/8-16X3 PLTD.	3.000 ea
034530040AB	P/NIP 1/8X5 GALV.	1.000 ea
034530040BB	P/NIP 1/4X5	1.000 ea
034631002AB	BUSH 1/4 TO 1/8 PLTD.	1.000 ea

035000001G	GREASE RELIEF FITTING, ALEMITE 317400	1.000 ea
089412501C	G400 MACH 6316 FT MT BRKT 089412500WCA	1.000 ea
415028079G	INPRO SEAL,,625 WIDE,316 BRG	1.000 ea
415096002A	CPLG 1/8 HEX TYPE	1.000 ea
423709011C	WASHER	3.000 ea
032018010CK	HHCS 3/8-16X1-1/4 PLTD. 032018010CR	4.000 ea
033512008LB	HHTTS 1/4-20X1 PLATED	4.000 ea
034000014AB	WSH ID.406 OD.812 TH.065	4.000 ea
035000001A	ALFTG 1/8" 1610-BL	1.000 ea
035000001A	ALFTG 1/8" 1610-BL	1.000 ea
067053000B	GASK 320-400	1.000 ea
076708000BB	CONDUIT BOX-360	1.000 ea
076709000A	C/B Cover - 360	1.000 ea
406099000A	PLUG - FAN COVER 320-440	1.000 ea
415000115H	T/LUG #2AWG-4/0AWG	1.000 ea
415039016A	TERBD, 360-400	1.000 ea
418150003A	GREASE FITTING CAP	1.000 ea
418150003A	GREASE FITTING CAP	1.000 ea
033775004EA	DRSCR #6-1/4 304 S.S.	4.000 ea
034180044JA	KEY 3/4X3/4X5-1/2 L	1.000 ea
MG1025N19	WILKO 778.50 BLUE GREEN - 55 GAL DRUMS	0.375 ga
004824003CBY	WILKO PAINT 060.02 - ACTIVATOR	0.063 ga
482403003BEF	RUST VETO 342	0.013 ga
MG1500G03-5	LACQUER PRIMER, GRAY	0.063 ga
421948051	LABEL, MYLAR	1.000 ea
604797045	STD. 400 FRAME SKID	1.000 ea
000613006PU	N/P (RELEASE QTY 10,000) UL CSA LABEL	1.000 ea
LB1449	DIV-2/NEC WARNING LABEL	1.000 ea
032018005DL	1/2-13 X 5/8 SILICON BRONZE HHCS	1.000 ea
412118006A	DRAIN	2.000 ea

617429-818

DUTY MASTER ALTERNATING CURRENT MOTORS
SQUIRREL-CAGE INDUCTION

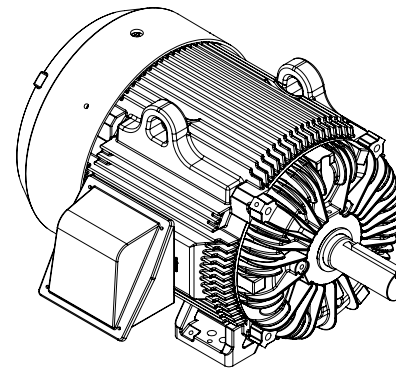
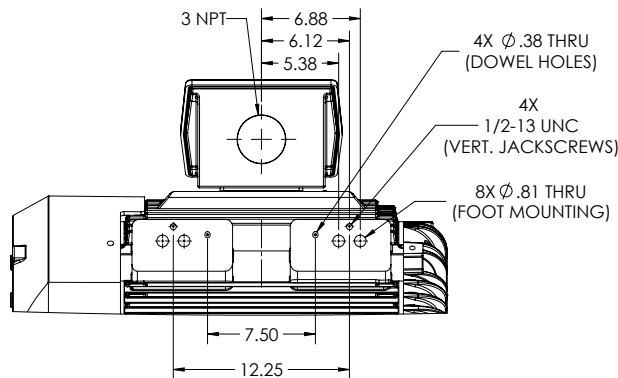
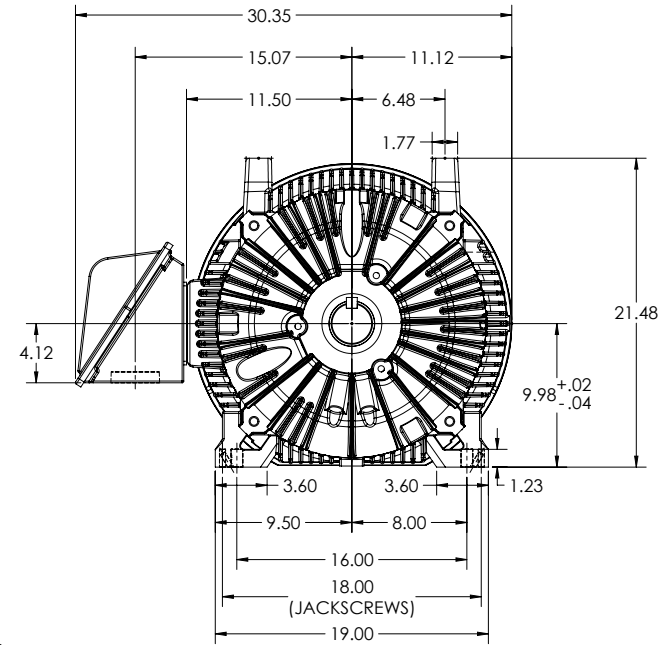
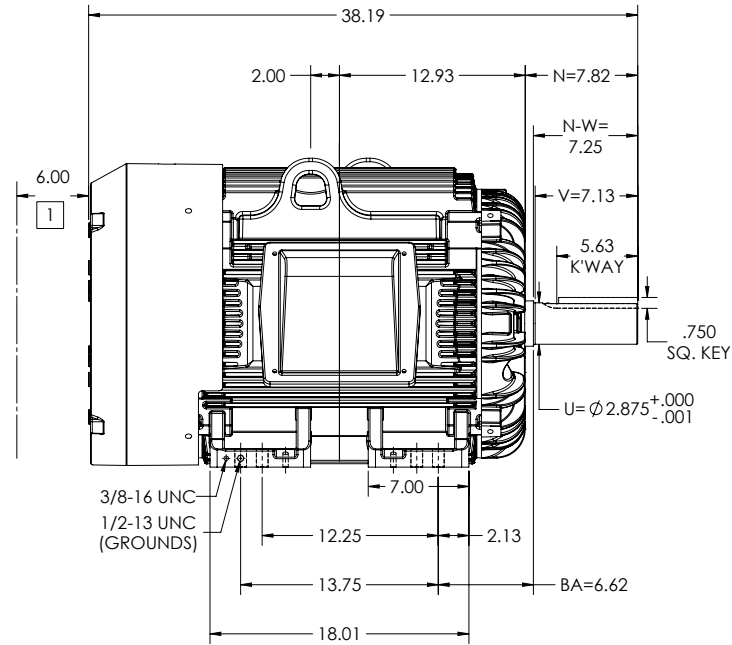
ENCLOSURE: TOTALLY ENCLOSED

COOLING: FAN COOLED

MOUNTING: FOOT, F-1

G405T/G404T FRAME MOUNTING HOLES

ENCLOSURE ENHANCEMENT: 841-XL



DIMENSIONS ARE IN INCHES.
MOTOR WEIGHT (LBS) = 1350 ± 15% DEPENDING ON RATING.
CUSTOMER IS RESPONSIBLE FOR DETERMINING THAT MOTOR PERFORMANCE IS SUITABLE IN THE APPLICATION.

SHEET NUMBER
1 OF 2
818-627219

1 OBSTRUCTION MUST NOT ENCR OACH ON AIR INLET.

IF MOUNTING CLEARANCE DETAILS ARE REQUIRED, CONSULT FACTORY.
MAX PERMISSIBLE SHAFT RUNOUT IS .0015 T.I.R. FOR BALL & .002 T.I.R. FOR ROLLER BEARING.

REV. DESC-CORRECT WEIGHT ON DS 2			
REV: E	VERSION: 05	REVISED: 11-12-45 03/21/2022	TDR: 000001187880
MODEL NO. 617429-818		REF:	
BY: USJEDIL	Material:	C	

BALDOR

G405-404T TEFC F1 FOOT CAST IRON BOX 841-XL

617429-818

617429-818

DUTY MASTER ALTERNATING CURRENT MOTORS
SQUIRREL-CAGE INDUCTION

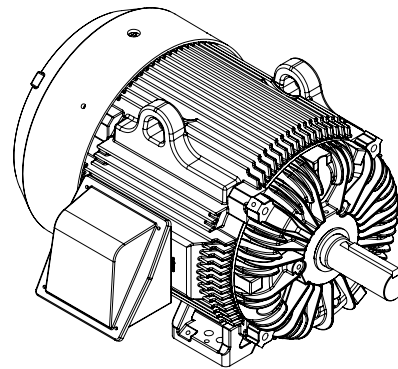
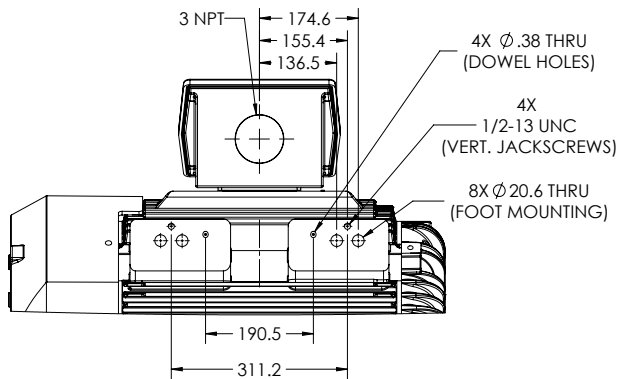
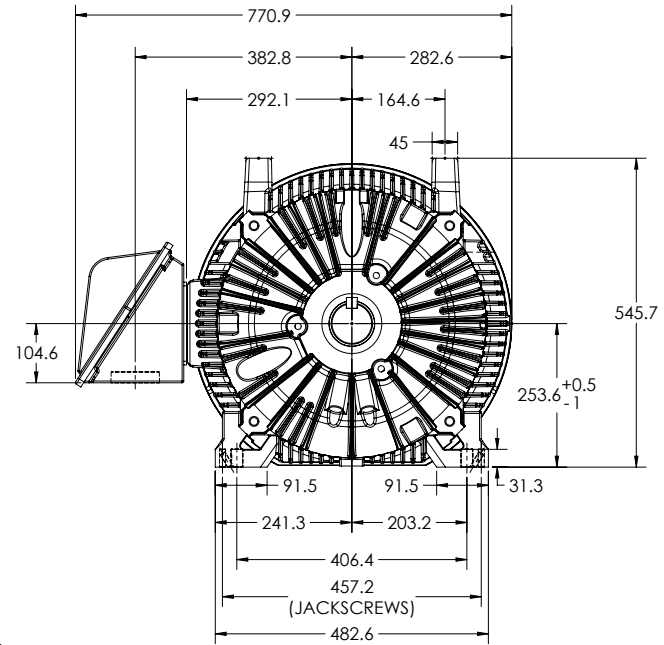
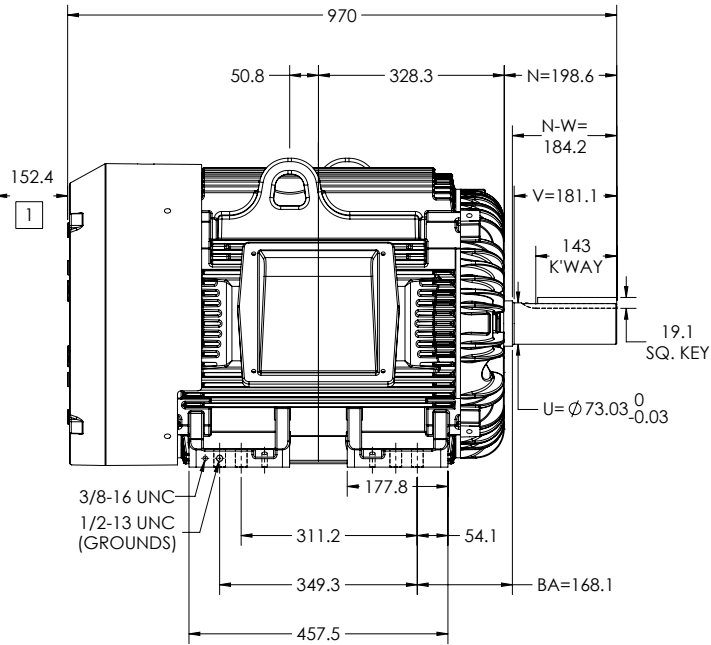
ENCLOSURE: TOTALLY ENCLOSED

COOLING: FAN COOLED

MOUNTING: FOOT, F-1

G405T/G404T FRAME MOUNTING HOLES

ENCLOSURE ENHANCEMENT: 841-XL



DIMENSIONS ARE IN MILLIMETERS.
MOTOR WEIGHT (KG) = 612 ± 15% DEPENDING ON RATING.
CUSTOMER IS RESPONSIBLE FOR DETERMINING THAT MOTOR PERFORMANCE IS SUITABLE IN THE APPLICATION.

SHEET NUMBER
2 OF 2
818-627-119

1 OBSTRUCTION MUST NOT ENCR OACH ON AIR INLET.

IF MOUNTING CLEARANCE DETAILS ARE REQUIRED, CONSULT FACTORY.
MAX PERMISSIBLE SHAFT RUNOUT IS .04 T.I.R. FOR BALL & .05 T.I.R. FOR ROLLER BEARING.

REV. DESC: CORRECT WEIGHT ON DS 2			
REV: E	VERSION: 05	REVISED: 11-12-45 03/21/2022	TDR: 00001187880
MODEL NO. 617429-818		REF:	
BY: USJEDIL	Material:	C	

BALDOR

G405-404T TEFC F1 FOOT CAST IRON BOX 841-XL

617429-818

416820-036

A-C MOTOR
CONNECTION DIAGRAM
STANDARD 3 LEAD CONNECTED



(N.P. 1575-BA)

416820-036

REV. DESC: LOADED TO BUS, C/R 335225		
REV. LTR: -	VERSION: 00	TDR: 000000538207
FILE: \MGA\00000\682	REVISED: 11: 54: 06 04/30/2010	
MTL: -	BY: RAGRA	

BALDOR

CONN DIAG - STANDARD 3 LEAD
SH 1 of 1